

EMPLOYEE:

CAVE USER REGISTRATION FORM: CASE CAVE

NUMBER OF CAVERS: _____ CAVE PERMIT LOG NUMBER: _____

DATE: _____ TIME OF ENTRY: _____

GROUP LEADER: _____

NSS: YES NO
NSS # _____

CONTACT NUMBER: _____

NAME AND EMERGENCY CONTACT NUMBERS OF ALL CAVERS:

- 1) _____
- 2) _____
- 3) _____
- 4) _____
- 5) _____
- 6) _____
- 7) _____
- 8) _____
- 9) _____
- 10) _____
- 11) _____
- 12) _____

* ADD ANY ADDITIONAL EMERGENCY CONTACT INFORMATION TO THE BACK OF THIS SHEET

VEHICLE INFORMATION: (MAKE, MODEL, COLOR, TAG NUMBER)

- 1) _____
- 2) _____

* ADD ANY ADDITIONAL VEHICLE INFORMATION TO THE BACK OF THIS SHEET

BY SIGNING THIS REGISTRATION FORM, THE USER CERTIFIES THAT:

Signer has read, and understands and agrees to comply with the rules and regulations and requirements for use of the cave.

All cavers are aware of the hazards involved in cave use, including the possibility of serious injury or death.

Signer accepts responsibility for the safety of self, and, if acting as the leader of a group, the individuals in the group; and relieves the State and its employees of any liability or responsibility of any kind as provided in the Cave Protection Act of 1977. (GA Laws 1977, p. 833, as amended.)

Signed: _____ Date: _____

Case Cave

Cloudland Canyon State Park

Case cave will be open April, June, July, September and October by obtaining a permit from the park office.

Cavers will be allowed in before 1:00pm and must be out 30 mins. before sunset.

Case cave may be closed at any time due to inclement weather or safety issues. Please call the park office at least two days prior to arrival to verify status of the cave.

A maximum of 15 people will be allowed in the cave on open days and a max of 80 per week.

IMPORTANT

Case cave requires a rappel of approximately 50 feet to enter.

Case cave cavers must be licensed and have the appropriate equipment to obtain a permit for entry.

Caving permits and vehicle registration must be completed at the park office prior to entry.

Accidents do Happen

In case of an Accident

CALL 911

Tell dispatch:

- Location you are calling from
- Type of problem
- Nature of injury or illness
- How to call you back

Then call the park office:

706-657-4050

Stay where you are until someone from 911 or

DNR arrives.

Preventing Accidents

Many accidents can be prevented by following some simple safety practices:

1. Dress appropriately for 58° temperatures
2. Be prepared for being damp or wet
3. Cave with the appropriate equipment
4. Tell someone where you are going
5. Complete all portions of the sign-in form, including vehicle information, number in party, destination in cave, entrance time and expected exit time.

Permit

To obtain a permit from the office you must have the following items:

- A caving partner
- 3 sources of light (One mounted on helmet)
- Sturdy Helmet (with solid chin strap)
- Lug Sole Boots
- Sturdy Clothing (No Cotton)
- Small Pack with batteries, water, snacks and large trash bag
- Review the White-nose Syndrome decontamination instructions

Cave Rules

Sign-In is required * Must have a partner

No Alcohol * No Drugs

No Spray Paint * No Collecting

No Group Leaders under 18

Cave visitors are always expected to be respectful of the residents around the parking area and keep noise levels low.

Cavers must use changing areas.

Cave visitors must follow designated paths and honor closed areas or sections of the cave. The lakes and formations within the cave are not to be disturbed.

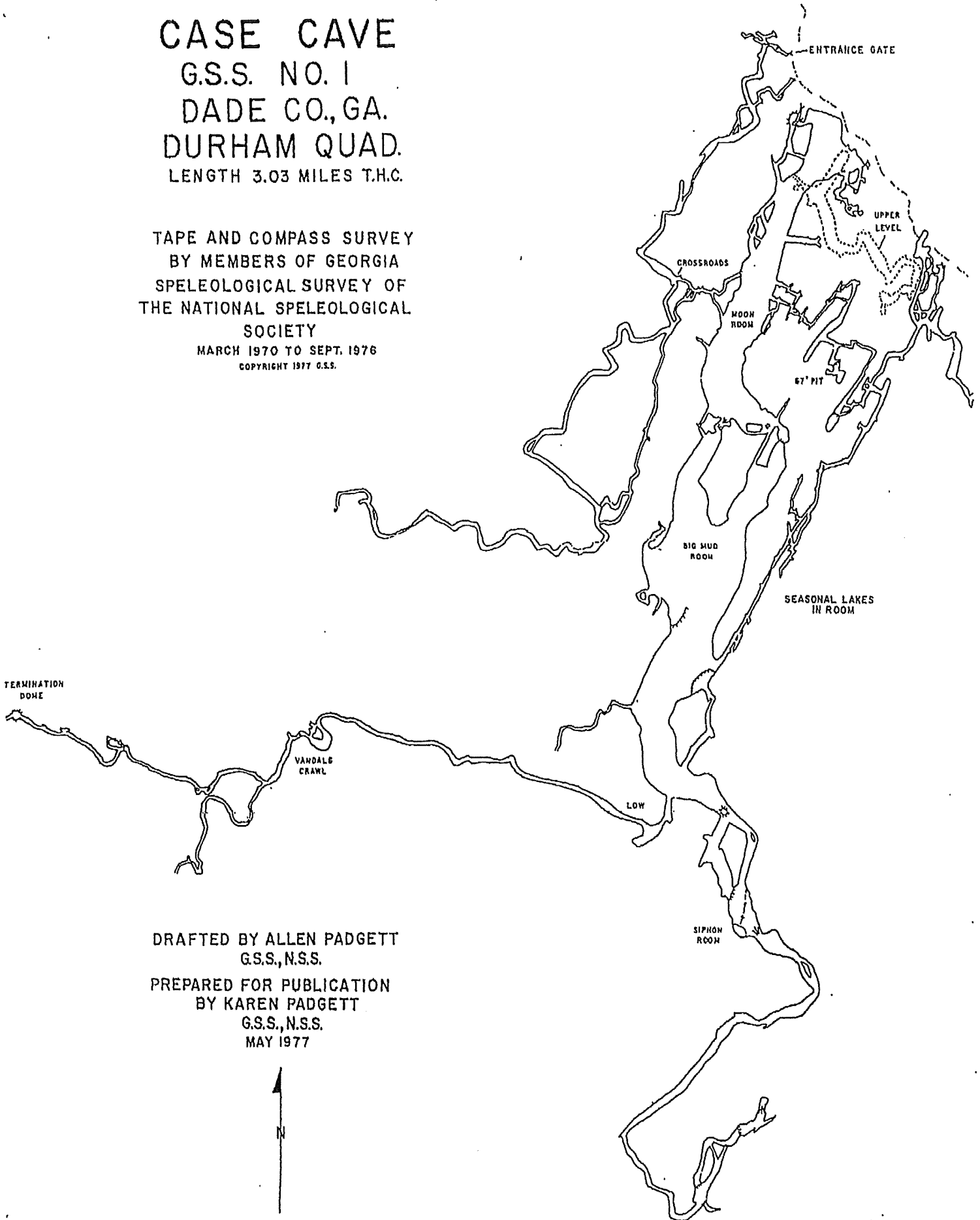


GEORGIA
DEPARTMENT OF NATURAL RESOURCES

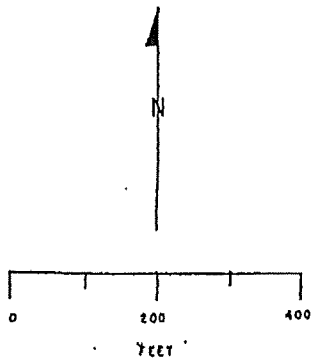
CLOUDLAND CANYON STATE PARK

CASE CAVE
G.S.S. NO. 1
DADE CO., GA.
DURHAM QUAD.
LENGTH 3.03 MILES T.H.C.

TAPE AND COMPASS SURVEY
BY MEMBERS OF GEORGIA
SPELEOLOGICAL SURVEY OF
THE NATIONAL SPELEOLOGICAL
SOCIETY
MARCH 1970 TO SEPT. 1976
COPYRIGHT 1977 G.S.S.



DRAFTED BY ALLEN PADGETT
G.S.S., N.S.S.
PREPARED FOR PUBLICATION
BY KAREN PADGETT
G.S.S., N.S.S.
MAY 1977

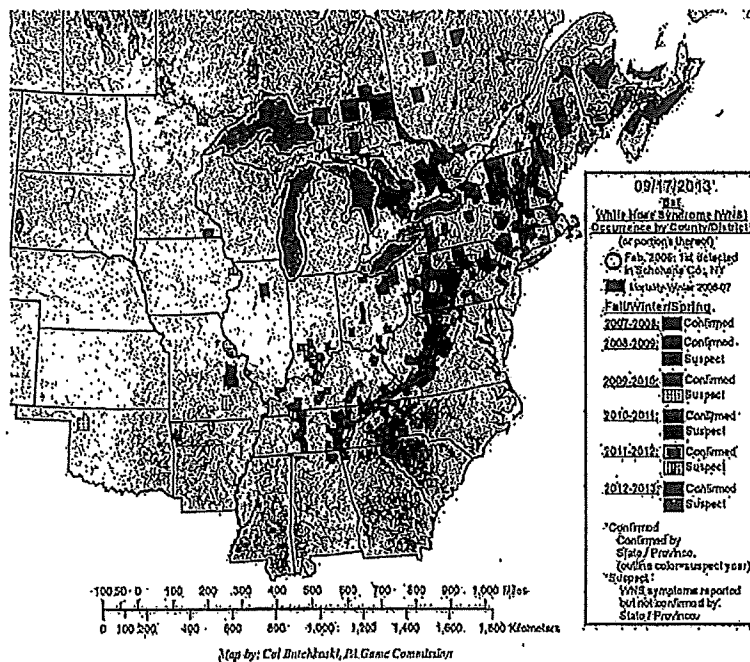


What is White-nose Syndrome (WNS)?

In February 2006 some 40 miles west of Albany, N.Y., a caver photographed hibernating bats with an unusual white substance on their muzzles. He noticed several dead bats. The following winter, bats behaving erratically, bats with white noses, and a few hundred dead bats in several caves came to the attention of New York Department of Environmental Conservation biologists, who documented white-nose syndrome in January 2007.

A newly discovered cold-loving fungus, *Pseudogynoaescus destructans* (formerly *Geomyces destructans*), invades the skin of bats. Since its discovery, WNS has caused the death of an estimated 6 million bats.

Caves in Georgia were confirmed positive for WNS in early 2013. Work continues to document declines from the disease in Georgia and investigate ways to protect our bat populations across the state.



What can you do?

- **DECONTAMINATE YOUR GEAR!!**
- Reduce caving trips especially in winter during hibernation
- Educate people about WNS and clean caving
- Assist with surveys and report both healthy and sick bats

Contact: GADNRBats@gadnr.org

Visit www.caves.org for more information about the work of the National Speleological Society.



WILDLIFE RESOURCES DIVISION

Decontamination Instructions

Never visit a cave wearing gear that has been worn in another cave and has not been properly cleaned! Follow these steps to clean your gear:

Step 1: Bag It!

If you're going to be transporting dirty gear, put all gear that was in the cave in bags or sealed containers before placing it in your car. Do your best to clean yourself off before changing into clean clothes. Commercially available face and hand wipes work well. This step will go more smoothly if you have all your supplies out and ready before you go into the cave. You want to keep your clean gear accessible and ready.

Step 2: Clean It!

Soft gear / Washables

- 1) Wash all clothing and any appropriate equipment in washing machine or by hand using conventional detergents (Woolite ® works best)
- 2) Rinse thoroughly
- 3) Soak items for a minimum of 10 minutes in one of these recommended decontaminating products:
 - Lysol ® IC Quaternary Disinfectant Cleaner or Professional Lysol ® Antibacterial All-Purpose Cleaner - (1 ounce of concentrate per gallon of water)
 - A 10% solution of household bleach - (1 part bleach to 9 parts water)
 - Boiling in water for 15 minutes*
- 4) Rinse and dry

*When boiling water is used, all gear must be submersed for 15 minutes. Conventional washing machines generally cannot keep gear at high temperatures long enough to be an effective decontamination method.

Hard Gear

- 1) Clean gear well using water and soap if possible. For rugged gear, a car wash is a great place for decon!
- 2) Decontaminate by applying one of the recommended chemical products to the surface of the gear:
 - Lysol ® Disinfecting Wipes
 - Formula 409 ® Antibacterial All-Purpose Cleaner
- 3) Let sit for a minimum of 10 minutes
- 4) Rinse (if possible) and air dry

You're done. Decontamination is not difficult and prevents moving both native and non-native species from one cave to another. Please do your part!

For full decontamination procedures, visit <http://whitenosesyndrome.org/topics/decontamination>